










Wichita WRAPS



1. How do you use the river? (Check all that apply.)				
			Response Percent	Response Count
Fishing	<input type="checkbox"/>		24.3%	28
<b>Hiking</b>	<input checked="" type="checkbox"/>		<b>57.4%</b>	<b>66</b>
Biking	<input type="checkbox"/>		49.6%	57
Kayaking	<input type="checkbox"/>		25.2%	29
Water Skiing	<input type="checkbox"/>		3.5%	4
Wading	<input type="checkbox"/>		14.8%	17
Other (please specify)				61
<b>answered question</b>				<b>115</b>
<b>skipped question</b>				<b>43</b>







2. How would you describe the condition of the Arkansas River and its tributaries?		
		Response Count
		146
<b>answered question</b>		<b>146</b>
<b>skipped question</b>		<b>12</b>




<b>3. Do you (Check all that apply.)</b>			
		<b>Response Percent</b>	<b>Response Count</b>
live near the river?		59.8%	49
rent a house or apartment near the river?		3.7%	3
work near the river?		39.0%	32
own a business near the river?		3.7%	3
own property near the river?		12.2%	10
Other (please specify)			46
		<b>answered question</b>	<b>82</b>
		<b>skipped question</b>	<b>76</b>




<b>4. How important is the water quality of our rivers and streams to you?</b>			
		<b>Response Percent</b>	<b>Response Count</b>
Not important		1.3%	2
Somewhat important		5.1%	8
Important		28.0%	44
Very important		65.6%	103
		<b>answered question</b>	<b>157</b>
		<b>skipped question</b>	<b>1</b>





5. How important are the following watershed activities to you?								
	Not important	Somewhat important	Neutral	Important	Very important	Not sure	Rating Average	Re
Outdoor research/education for students	1.3% (2)	7.1% (11)	5.8% (9)	35.5% (55)	<b>45.8% (71)</b>	4.5% (7)	4.23	
Floodplain management	1.9% (3)	2.6% (4)	5.1% (8)	24.4% (38)	<b>63.5% (99)</b>	2.6% (4)	4.49	
Community outreach/education	0.6% (1)	6.4% (10)	11.5% (18)	<b>42.3% (66)</b>	35.3% (55)	3.8% (6)	4.09	
Fresh water habitat surveys and mapping	2.6% (4)	3.9% (6)	15.5% (24)	35.5% (55)	<b>38.1% (59)</b>	4.5% (7)	4.07	
Monitoring potential pollution sources	1.3% (2)	1.3% (2)	3.2% (5)	21.3% (33)	<b>67.1% (104)</b>	5.8% (9)	4.61	
River and bank cleanups	2.6% (4)	1.9% (3)	3.8% (6)	25.6% (40)	<b>62.8% (98)</b>	3.2% (5)	4.49	
Fish habitat enhancement	1.9% (3)	4.5% (7)	7.1% (11)	32.1% (50)	<b>50.6% (79)</b>	3.8% (6)	4.30	
Water quality monitoring	2.6% (4)	1.3% (2)	0.0% (0)	26.9% (42)	<b>66.7% (104)</b>	2.6% (4)	4.58	
Stream restoration	1.9% (3)	3.2% (5)	5.2% (8)	26.5% (41)	<b>60.0% (93)</b>	3.2% (5)	4.44	
Wetland protection	3.2% (5)	2.6% (4)	10.9% (17)	21.8% (34)	<b>58.3% (91)</b>	3.2% (5)	4.34	
	<i>answered question</i>							
	<i>skipped question</i>							




6. Does your income and/or quality of life rely on the health of the Lower Arkansas River Watershed?			
		Response Percent	Response Count
Yes		43.9%	69
No		56.1%	88
		<i>answered question</i>	157
		<i>skipped question</i>	1



7. Where do you get most of your information about local water quality?			
		Response Percent	Response Count
Internet		23.0%	32
Newspapers		44.6%	62
TV		11.5%	16
Radio		2.2%	3
Special presentations		15.1%	21
E-mail listserves		3.6%	5
		Other (please specify)	54
		<i>answered question</i>	139
		<i>skipped question</i>	19



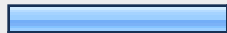

8. Who do you think should be responsible for protecting/improving the Arkansas River and its tributaries? (Check all that apply.)			
		Response Percent	Response Count
Residents		81.9%	118
<b>Local Government</b>		<b>95.8%</b>	<b>138</b>
Businesses		73.6%	106
		Other (please specify)	20
		<b><i>answered question</i></b>	<b>144</b>
		<b><i>skipped question</i></b>	<b>14</b>







9. Where should local government focus its water quality efforts?			
		Response Percent	Response Count
Human health threats and issues		7.6%	12
Environmental threats and issues		5.1%	8
<b>Both</b>		<b>87.3%</b>	<b>137</b>
		Other (please specify)	5
		<b><i>answered question</i></b>	<b>157</b>
		<b><i>skipped question</i></b>	<b>1</b>



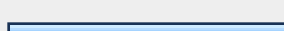
10. Where should we get the money to correct water quality problems? (Check all that apply.)			
		Response Percent	Response Count
Property tax		25.5%	35
Users of water/sewer		72.3%	99
People who break water laws		68.6%	94
<b>Search and apply for federal, state and local grants</b>		<b>77.4%</b>	<b>106</b>
		Other (please specify)	12
		<i>answered question</i>	<b>137</b>
		<i>skipped question</i>	<b>21</b>

11. Even if it cost more, would you be okay with local government researching and implementing new technologies to solve water pollution problems?			
		Response Percent	Response Count
Yes		53.5%	84
No		1.9%	3
Maybe		44.6%	70
		<i>answered question</i>	<b>157</b>
		<i>skipped question</i>	<b>1</b>

12. In your opinion, how should ground water and surface water problems be solved?			
		Response Percent	Response Count
Separately, they don't impact each other		5.5%	8
<b>Together, they are connected and impact to one will affect the other</b>		<b>94.5%</b>	<b>138</b>
		<i>answered question</i>	<b>146</b>
		<i>skipped question</i>	<b>12</b>

13. In your opinion, who is the biggest polluter of our rivers and streams? (Check all that apply.)			
		Response Percent	Response Count
<b>Urban development or residential use</b>		<b>65.2%</b>	<b>90</b>
Agricultural or rural residential use		61.6%	85
Municipalities		33.3%	46
Industries		57.2%	79
		Other (please specify)	17
		<i>answered question</i>	<b>138</b>
		<i>skipped question</i>	<b>20</b>











14. Who would you like to see more educational information for?			
		Response Percent	Response Count
Adults		14.0%	22
Children - Age 5 to 13		4.5%	7
Teens - Age 14 to 18		3.2%	5
Young Adults - Age 19 to 21		3.8%	6
<b>All of the above</b>		<b>71.3%</b>	<b>112</b>
No more – we already have enough educational information		3.2%	5
		<b>answered question</b>	<b>157</b>
		<b>skipped question</b>	<b>1</b>

15. Would you be interested in serving on a stakeholder leadership team (SLT) to help guide a watershed restoration process for your watershed?			
		Response Percent	Response Count
Yes		15.3%	24
No		42.0%	66
<b>I would like more information before I commit</b>		<b>42.7%</b>	<b>67</b>
		<b>answered question</b>	<b>157</b>
		<b>skipped question</b>	<b>1</b>

16. Where do you live?			
		Response Percent	Response Count
North Wichita		5.0%	7
NW Wichita		13.5%	19
NE Wichita		13.5%	19
West Wichita		9.9%	14
South Wichita		3.5%	5
SW Wichita		2.1%	3
SE Wichita		12.1%	17
East Wichita		11.3%	16
<b>Central Wichita</b>		<b>16.3%</b>	<b>23</b>
Suburb of Wichita		12.8%	18
		Other (please specify)	5
		<b>answered question</b>	<b>141</b>
		<b>skipped question</b>	<b>17</b>

17. What age group are you in?			
		Response Percent	Response Count
Up to 18 years		0.0%	0
19 – 30 years		15.9%	25
31 – 50 years		34.4%	54
<b>51 years and older</b>		<b>49.7%</b>	<b>78</b>
		<b>answered question</b>	<b>157</b>
		<b>skipped question</b>	<b>1</b>

**18. Please provide your contact information if you are interested in receiving more information about Wichita WRAPS.**

		<b>Response Percent</b>	<b>Response Count</b>
<b>Name:</b>		<b>99.0%</b>	<b>95</b>
Company/Organization:		37.5%	36
Address:		72.9%	70
Address 2:		6.3%	6
City/Town:		83.3%	80
State:		85.4%	82
ZIP/Postal Code:		80.2%	77
Country:		45.8%	44
Email Address:		90.6%	87
Phone Number:		58.3%	56
		<b><i>answered question</i></b>	<b>96</b>
		<b><i>skipped question</i></b>	<b>62</b>